



Facebook



Website



Email

NOTE: For best formatting results, click on the link in the upper right corner of this email that says "view this email in your browser." Some email systems may not show the whole newsletter. They may have a "[Message clipped] View entire message" at the bottom of the email to see the complete newsletter. **MAKE SURE YOU CLICK THE VIEW ENTIRE MESSAGE** or you will miss important info!

Always open to feedback, email me at cnbreeding52@gmail.com
Nancy Breeding, Editor

PRESIDENT'S MESSAGE

It was bound to happen: writer's block in the face of a deadline to provide some copy for the newsletter! There are several Chinook topics that have been on my mind, but it's all such un-sexy stuff like insurance! I don't want to think about it, and you probably don't really want to read about it, and it gets in the way of happy camping thoughts. It's almost enough to make you forget how good it feels to get out on the road.



Almost, but not quite. Jeannie and I recently had occasion to take our first airplane trip in a number of years. All things considered it was not at all a bad experience, but the whole time away we kept missing our Chinook. The dog couldn't travel with us, so that was a huge (yuge?) downer right there. We couldn't pack all the types of clothing we'd have been able to take in the RV. Our hotel room didn't offer all the choices and comforts we're used to on the road. Worst of all, when the week was going so great and we didn't want it to end, we had to get back on a dumb old airplane because we had tickets. It's easy to forget just how much independence our little RV's provide us. And it only gets better when club member have a chance to "be independent together" (as Hermie the Elf says).

Hope to see a bunch of you in May at the Asheville East KOA for the spring rally, and please God, don't let that change again!

Mark McCluski
EI Presidente

Winter Rally Wrapup

A small but enthusiastic group made the trek to the winter rally in Jacksonville Florida, which can best be described as a fantastic group-sharing gathering! Returning to a favorite park, Flamingo Lakes, nineteen coaches enjoyed activities organized by associate members



Eileen and Russ Disbrow, who did an outstanding job keeping us entertained, informed and well-fed. We enjoyed craft activities with Sally Arnold (thanks Sally for encouraging our creativity!), and expert crafting advice in a bring-your-project gathering. We learned about our generators at a Q&A visit from the Cummins Onan representative Karl Smith (Gail Rebecca Williams enjoyed a hands on look at her generator, which had been having issues). We shared

how-to's and how-not-to's in a member Tips, Troubles and Triumphs meeting and the afternoon open house. And we exchanged trip plans and recommendations after snarfing down at our pizza night. And we had a great time with new members Ramona and Nelsy Livingston, who introduced us to delicious homegrown star fruit, and photo-bombing!

Thanks to everyone who made this rally an outstanding success, including the breakfast cooks, those who shared their expertise, all the members who make the pot luck dinners, and especially Eileen and Russ Disbrow for all their hard work!



2016 RALLY SCHEDULE (SUBJECT TO CHANGE)

With any rally please make sure you say you are with the Chinook Camping Club rally.
VOLUNTEER HOSTS NEEDED, CONTACT T BURGESS AT cccrallyvp@gmail.com

NEW INFO! SPRING RALLY- [East Asheville KOA, Asheville NC May 1-4, 2016](#)



Due to a liability insurance requirement at Tom Johnson's Camping World we are unable to meet, the May Rally is being moved to East Asheville KOA. Initially, we were told the coverage required would be inexpensive and simple to acquire; neither has been the case. Tara, Bob & Linda have searched diligently; the cost was, at a minimum, estimated to be five times the amount quoted.

Although more and more campgrounds are beginning to require insurance coverage for groups using their facilities, we felt more time was needed to investigate all the options before making any commitment.

The Gibsons and Stampers visited the KOA site and were pleased the site will meet our needs: shaded, level sites with picnic table and fire ring. A block of 25 sites is being held for our group at a cost of \$40.05 per night. If you prefer a site on the river, it will be \$41.85 per night. Bathrooms and showers are adjacent to the assigned sites and the pavilion just steps away for meals, activities and entertainment. East Asheville KOA is only 25 miles from the Tom Johnson site, placing us closer to the activities in Asheville.

Sites for the campground will be reserved by individual campers, so those of you who have notified us you are coming will now need to call the **East Asheville KOA** to make your reservation by calling 828-686-3121 no later than **March 12** to secure a site. Be sure to tell them you are with the Chinook Club. Those who have not signed up to come are encouraged to also make reservations no later than **March 12**-come join the fun and fellowship!

We apologize for any confusion this may cause, but we want to ensure the best location for our rally. All planned activities will remain the same and we look forward to a fantastic rally.

[See the list that the Stampers and Gibsons put together of places to visit and things to do>](#)

Summer Rally –Pine Valley KOA, White River Junction, Vermont



July: Monday 18th – Thursday 21st
Pine Valley KOA, White River Junction, Vermont
\$50 – 3700 Woodstock Rd. White River Junction, Vermont 05001 (20 sites)
Reserve: 800-562-1621 / Info: 802-296-6711 / quecheekoa@comcast.net
<http://www.pinevalleyrv.com/>
HOST: (Volunteer Host needed, contact T Burgess)

Speak with Cindy ONLY* 802-296-0014 (cut off date is **March 15, 2016**)

FALL ANNUAL RALLY-more info coming soon. Watch your email for more information.

MEMBERSHIP REPORT by Gerry Rutter

We have 98 coaches registered.
We also have 2 associate members.
To date we have received 89 renewals for the 2015-2016 period.



New Members:

Ramona & Nelsy Livingston CCC# 402
Earl & Beverly Willet CCC# 403

Departed Members:

Keith & Nancy Williams CCC# 297
Ken & Ella Burr CCC# 28
Bobb Partridge CCC# 357
Sue Hill & Anne Patten CCC# 275
Howard & Sylvia Baker CCC# 237
Bonnie Fitzgerald CCC# 370
James Fricilone, Peggy Ross CCC# 360
Jack & Nancy Lawless CCC# 393

As I update the club records, I find different ways to present information. I have added additional email addresses to the Member Photo Directory, and the 2015-2016 CCC Membership Directory that are in the shared DropBox account. Please review your information there, and send any corrections, mismatches or updates to me at ChinookCampingClub@gmail.com

EZ Member Directory App:

If you need your access code or assistance with the app, please send your questions to ChinookCampingClub@gmail.com
Instructions are also in the shared Dropbox folder.

MEMBERSHIP DUES ARE PAST DUE!



CLUB DUES OF \$35 PER COACH ARE DUE EACH YEAR ON OCTOBER 1. Dues are considered delinquent after December 1.
MAKE YOUR CHECK PAYABLE TO "Chinook Camping Club" and mail to:
Chinook Camping Club,
Linda Stamper, Treasurer
219 Monte Vista Drive,
Statesville, NC 28625

A few items from the Cummins Onan Q&A

Most of us have KY generators. We can look at the data tag on the base plate to determine the spec letter, serial number and date of manufacture. At the end of the model number is a spec letter, the first letter of the serial number represents the month, and then the next two numbers represent the year.

There is an online resource called Cummins Quick Serve where you can find information on your generator model. See the instructions below (also posted on our website with images) to establish an account to access these resources.

Adjust the valves every 450 hours. Change the primary fuel filter at 450-500 hours, and oil every 150 hours.

Karl also shared some technical details in response to members questions and personal experiences, including problems with priming, types and weights of oil recommended, when it's more beneficial to replace the carburetor, or just adjust it, types and timing for additives, new fuel line clamps and altitude adjustment screws. If you are having a problem with your generator, take a look at the resources on the Quick Serve site, post your problem to our group Facebook or to the Yahoo group and other members can probably point you in the direction of a fix!

To create an account with Cummins Quickserve

1) Open the site:

<https://quickserve.cummins.com/info/index.html>

2) Select Create an Account

3) Select "No Expiration-Limited Owners Plan", then click Register

4) Fill in the contact and Login information fields.

5) Open the your email for the Quickserve Online – Registration Confirmation letter. This will contain a temporary password to log in with.

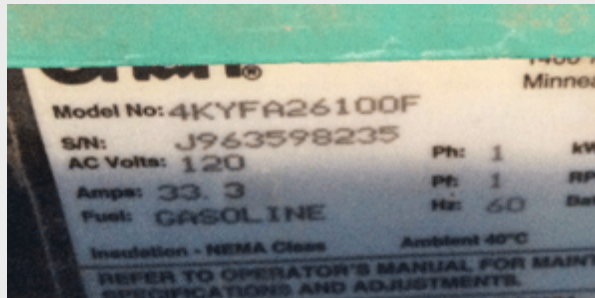
6) Click the link at the bottom of the message, you will be prompted to create a new password.

7) When you reach the ESN entry page, just click NEXT

8) On the Welcome page you will be prompted to enter your ESN. Enter your SN, but do not click on the >. In the select a plant field, enter CPG-Fridley. In the select a model field, enter KY. In the select a spec level field, enter the letter from your genset label.

9) Click Search

The documents in the top field are specific to your Genset.



CHINOOK LOGO ITEMS

The club has a variety of logo items available for purchase. The Royal or White collared polo shirt is very nice. Also available are T-shirts in Royal or White, Sweatshirts and Fleece Vests in Royal. They all look great with our club Baseball Cap. Orders will be placed for January delivery. For information on availability contact Eileen at chinook121@tampabay.rr.com or by calling 813-633-5113.

CHINOOK CAMPING CLUB LOGO ITEM PRICING

Prices as of Oct 2015 and are subject to change
KC Brushed Cotton Ball Cap – KC8210S – Royal \$9.25

Ladies Pique Polo – BG6500 – Royal/White \$15.95



Men's Pique Polo – BG7500 – Royal/White \$15.95
Ladies T-Shirt – GL200L – Royal/White \$8.40
Men's T-Shirt – GL200 – Royal/White \$8.00
Sweatshirt – GL120 – Royal \$15.10
Fleece Vest – M985 – Royal \$21.75

Chinook Easy Eats!

Chicken Club Pasta Salad from <http://www.spendwithpennies.com/>

A delicious combination of pasta, chicken, bacon, cheddar, avocado and homemade ranch dressing!

Serves: 6 servings

Ingredients

8 oz pasta (I used shells)
8 slices bacon, cooked & drained
2 cups cooked chopped chicken
½ avocado, diced
1 tomato, seeded & diced
½ cup cheddar cheese, cubed

Dressing


½ cup buttermilk
½ cup mayonnaise
½ cup sour cream
1 tablespoon chives
1 tablespoon fresh dill
1 tablespoon fresh parsley
1 teaspoon onion powder
1 teaspoon garlic powder
salt & black pepper to taste

Instructions

Combine all dressing ingredients and set aside.
Cook pasta according to directions. Rinse under cold water.
Toss all ingredients in a large bowl except dressing. Add dressing to taste (there may be leftover dressing).



Space-saving Ideas



I recently read a tip on one of the RV online sites that made a lot of sense for our small, storage limited rigs

[Read the original tip.](#)

If you are like us, you probably have a hefty notebook of manuals for every system and appliance in your Chinook, and a collection of repair and maintenance records. You may also carry a tablet or computer, so why not record these manuals with a scanner or camera, and carry them digitally? Storing them electronically, on CD, or in an online service such as Google

Drive or Dropbox could help you save space. Many of the service manuals are already available

online with a bit of searching. It takes a little time to gather, scan or download and organize all the information, but could be worth the extra effort!

For those who travel extensively, another tip from member Gail Rebecca Williams--bring your movies on a small external hard drive! She loaded her collection of DVDs on to a drive, then gave the DVDs to a family member, so that if anything happened to an electronic file, she could reload it. Some of the newer TV systems can even hook up to computers and drives with an additional cord or two!

SUNSHINE UPDATES

Do you know a member who is ill or recovering that needs some SUNSHINE? Send the info to Diane Cremens at dscremens@gmail.com



TRAVELOGUE: This month, we present the next part of a travelogue by member Cyndy Gabrys, who took about a 6 month trip across the country, accompanied by her elderly dog Tipper. She agreed to write up her travels for us to enjoy. Thanks Cyndy for sharing!

<http://chinookrvclub.com/livingmydreamsCA4.pdf>

THE RV SHRINK

From the Web-RV Shrink--Reservations or No?

RV Campwhereiwannabe

Dear Dr. R.V. Shrink:

We have been living the RV lifestyle for almost two years. We have traveled all over the country visiting all the interesting places we have always wanted to see. I think one of the biggest adjustments we've had to make is planning far enough ahead to be able to find suitable parking accommodations for our rig. We never realized how crowded the RV parks and campgrounds would be when we planned this retirement life. There have been areas we just had to skip, because we could not find a place to stay. Is this normal or are we just a couple old RVers that need to learn a few new tricks?

--Double Parkered in Arizona

Dear Parker:

I think it depends a lot on how you define, "suitable parking accommodations." There is no question that the whole RV camping industry has embraced the reservation system. From RV luxury resorts to pit toilet forest service campgrounds you can now make site reservations, and many people do.

This has to be a generalized answer because of the huge range of ways in which RVers like to travel. To stay spontaneous, you still need to move around without booking yourself months in

advance. To do this successfully you need to be able to roll with the punches. It actually takes more planning to travel without reservations, at the drop of a hat or the spur of the moment.

Willing to dry camp, take available partial hook-ups, or play campground bingo on your computer as you get closer to a destination is a necessary evil.

We seldom use reservations, and we are seldom blocked out, but often we have to move several times around a campground to stay as long as we wish or find nearby dry camping. Another thing that will make a difference is time and experience. Eventually, you will discover many places you do not even know exist that fit your bill for accommodations. You just have to spend enough time in an area, talk to other RVer's, search online, read enough articles, and keep good notes.

We can't even read our Rand McNally because we have so many notations scribbled all over it. If you are in California and someone tells you about a great spot in Florida, write it down. Chances are you are going to be in that area eventually. That tip could come in handy down the road (pun intended).

Joining a club like the Escapees can help both with camping and also educationally thru their seminars. Learning to master the fine art of popular online reservation systems can also open some doors.

Always talk to park management when trying to shoehorn into a particular park. They often know of situations that may not show up online immediately.

Think of this as a challenge, not a stumbling block. We have found some of our most rewarding, enjoyable, and beautiful camping spots by being forced to think outside the box.

--Keep Smilin', Dr. R.V. Shrink

Campgrounds Worth Visiting-Florida State Parks

After the rally in January we continued down the Atlantic Coast a ways before turning in toward the always-interesting areas in central Florida. We decided to visit some of the Florida State Parks, ending up at Blue Springs State Park, where the manatees gather in the winter. As it is difficult to get a reservations there, especially since it has been featured in numerous "best parks to visit" articles and lists, we had a few days to fill. We started at [Anastasia State Park](#), which we had visited before. The sites are level and shady and not a far walk to the walkway to the beautiful beaches. We met Sally and Terry Arnold there, and had a nice visit. Bath houses are nice, and there are WIFI hot spots along the park roadway and at the park store by the beach. We visited St. Augustine, always a favorite, and finally toured the fort, a worthwhile activity.



We only stayed one night at Anastasia, moving the next day just a short distance down the road to [Faver-Dykes State Park](#). It is a small state park with a narrow sandy road that needed some potholes filled, but once you managed to find your way in, it was a lovely little park. It is located on Pellicer Creek, and has a boardwalk and kayak/canoe launch. If you like kayaking, it would be a wonderful place to spend a few days. The creek is peaceful and quiet, and would be a nice flat surface run. Nearby to Faver Dykes is the [Princess Place Preserve](#). This beautiful 1,500-acre preserve situated in the northern part of Flagler County was purchased by Henry Cutting in 1886 and passed on to his widow Angela Mills Cutting Worden, who eventually married Boris Scherbatoff, an exiled Russian prince. Angela assumed the title of princess

and it was then that the once named "Cherokee Grove" came to be known as "Princess Place." The original lodge built by Henry Cutting still stands as

Flagler County's oldest intact structure. Also on-site is Florida's very first in-ground swimming pool. Our next stop was [Tomoka State Park](#), a lovely state park near Ormond Beach. On the Tomoka River, it is in a beautiful live oak hammock, and a nice campground with a camp store, chartered boat tours and canoe and kayak rentals. It is also near the [Bulow Plantation Ruins Historic State Park](#). The park has a narrow road with low hanging branches, but with care, the Chinook made it in okay! The 150 acres of Bulow Plantation Ruins stand as a monument to the rise and fall of sugar plantations in East Florida, and features a nice historic walk.



After Tomoka, we drove to [Blue Spring](#), and upon making the turn on to the road leading to the park, we were slowed by a long line of traffic. Assuming road construction, we crept along, noting that many cars turned around and abandoned the wait. When we reached the park, we realized that the long line of traffic was waiting to enter the park! Good thing we had made reservations. Blue Spring is noted for the manatee population that comes in the winter, and even on this Tuesday everyone had

come out to see the animals! Shortly after we registered, they closed the park because it had reached capacity. Turns out over 400 manatees had taken refuge in the warm waters of the spring. We hiked down to the waters, but decided to return after the park closed for a better look. And it was well worth it. The next morning we took the boat tour around the river, and visited the spring and watched the manatees. The facility is nice, with new bath houses that were spotless and had great showers! The park is well worth visiting, but make reservations in winter!!

So next year, if you come down for the winter rally, make plans to visit some of the many Florida State Parks. We have seldom been disappointed!

SOMETHING TO CHECK OUT--RV-Care-A-Vanners

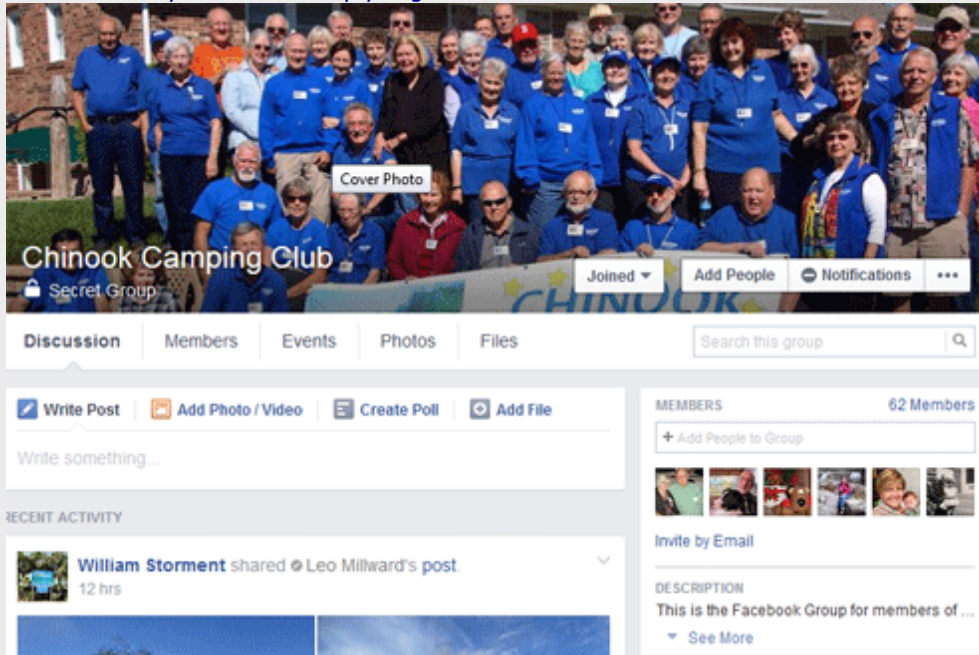
What do RV Care-A-Vanners do?

- We travel around the United States and Canada, helping local Habitat for Humanity affiliates build hundreds of houses annually.
- RV Care-A-Vanner volunteers participate in projects such as house construction, roofing, interior and finish work, renovations or disaster relief.
- Those who prefer non-construction activities can volunteer in the Habitat affiliate office, or act as "gofers" around the build site.
- Many RV Care-A-Vanners help local Habitat affiliates raise the awareness of poverty housing and homelessness by speaking to churches, civic groups and local media.
- Individual Care-A-Vanners often make donations to their local Habitat affiliate.
- Some even organize fundraising teams and sponsor entire houses.



Many of the Chinook Club members are also members of the Chinook Facebook Private group. We would love to have more of our members join us there. If you already have a Facebook page, you can navigate over to the club page and request to join. Please note that once you join the private group, it doesn't allow anyone in the group to see your personal page if you have set your privacy to only friends.

If you don't have a personal page on Facebook, you would need to establish one to join the private club page. It's not terribly intimidating to do, and you don't need to include a lot of personal information to set up a basic personal site that would allow you to join the club page. There are many people that set up only the minimum information, just to be able to "follow" groups they are interested in. You don't ever even need to post, but you can benefit from many of the informative posts, photos and links put there by members. If you have questions, corner one of us at the rally and we will help you get started!





SEE THE WINTER RALLY PHOTOS!>

More photos have been added to the Chinook Club Flickr site. More are coming soon. These albums will not be searchable to the general public. The address is <http://www.flickr.com/photos/chinookcampingclub/> Each of the rallies has an album, click on albums to choose a particular rally.

The photos are not available to be downloaded unless you sign in. The login for the site will be in an email sent to members. To download you would click on the photo, and then click the download arrow in the lower right corner. Enjoy! Let me know if you have any questions about how to access them. cnbreeding52@gmail.com

President

Mark McCluski

chinookcamping@icloud.com

VP, Membership

Gerry Rutter

ChinookCampingClub@gmail.com

VP, Rally

T (Tara) Burgess

cccrallyvp@gmail.com

Treasurer

Linda Stamper

lindastamper@bellsouth.net

Secretary & Sunshine

Diane Cremens

dscremens@gmail.com

Newsletter Editor, Website Coordinator

Nancy Breeding

cnbreeding52@gmail.com

Thank you to the Webmaster for both
CRVC and CCC,
Dave Shehane,
for his time and talent