

The Trailblazer is published by the Chinook Camping Club

Fall 2020 Issue 20-3 October-November

[View this email in your browser](#)



TRAILBLAZER



NOTE FROM THE EDITOR:

HI ALL, this is my last edition of the newsletter before I pass the torch to Tara (T) Burgess to take over. In the 7 years I have been doing this, we have gone from a printed/online newsletter to fully online version in another format. We've also stepped up alternate communication methods: Facebook groups, both for our Chinook Club and Chinooks in general, multiple forums, weekly email updates, and now the Zoom gatherings. We hope this has enabled us to keep in touch with members between rallies, and to exchange experiences and ideas. I enjoyed communicating with everyone and relating what the club is doing during these years, and I know T will do the same, even better! With each new editor comes new skills and new styles, and I know we will enjoy moving into the future together. Thanks for all the help over the years from contributors, especially Eileen, Mark, Sally, Gayle, board members, and some previous members who have moved on. See you in 2021!

For best formatting results, click on the link in the upper right corner of this email that says "view this email in your browser." ON MOBILE, MAKE SURE YOU CLICK THE "VIEW ENTIRE MESSAGE" or you will miss important info! If you don't see the officer list, you aren't at the end! Please let me know of errors, email me at cnbreeding52@gmail.com
Nancy Breeding, Editor

PRESIDENT'S MESSAGE

Hello fellow members,

The rally at Misty Mountain was enjoyed by all attending. It was such a treat, after two cancelled rallies, to get together once again. Fortunately, with a large club room, lots of outdoor space and members cooperating, we were kept safe as possible. Thanks to everyone participating for your assistance.

Looking ahead, (please 2020....leave) we hope to proceed with our rally schedule as planned. The Board will keep you updated if changes are needed. On that note, do you have your reservations for our Winter Flamingo Lake Rally? Time to get it done. Interested in hosting? Contact our Rally VP, **Mark McCluski**.

All officers were re-elected for the coming year. We are happy to serve but would appreciate your interest in serving in the future.

May you all be well and I wish everyone a Happy Thanksgiving!

Happy Trails, Eileen




2020 FALL ANNUAL RALLY WRAP-UP

From Eileen and Nancy:



It was air hugs and eye smiles, checking nametags to identify those behind masks, hats and sunglasses. Spacing chairs around a campfire, setting tables with fewer people, keeping as much as possible outside. Rallying in the time of Covid. But we had a great time, and have not heard any reports of passing the dread disease. And our esteemed president, **Eileen Disbrow** had spent a few weeks in her Chinook with Russ and her sewing machine for company, so she made masks, dozens of them, for all of us! Thanks Eileen for the gracious gift.

Thanks to everyone stepping up to help out. So proud of the CCC. It was a pleasure to see **Mollie Rosenbloom & Ben Levitan** and also **Steve & Chere Krisa** at their first rally along with some of our newest members, **Trudy & Roy White, Rachelle Vance and Nan Stefanik**, along with many of the regulars. A surprise visit, **Steve & Judie McKown** attended as



well as long time members **Jim and Evelyn Runyon**. And **Nita Wilkinson's** son came to keep her company.

After a bit of a wet start the day before (when many rigs came in), the weather turned out fantastic and the campground was lovely, perfect for fall days. We had many members catching up, troubleshooting and being the great bunch they always have been. The Meet and Greet included a brief introductory circle, and it was amazing to hear the age and mileage of the Chinooks in attendance, both low and high.

Many thanks to the workers who went non-stop to execute breakfast and dinner Tuesday, Wednesday and at the Thursday morning coffee closing with your organization skills, endless time prepping, serving and clean-up--**Charlie Breeding, Sue Jackson, Ginni Schenck, Pat Bosley, Sherry Rutter** and **Nancy Breeding**, our behind the scene sanitation team, **Rondelle and Dave Ruggiero** who stayed on top of keeping our tables fresh and clean.....members are priceless. It takes a team and there is never a shortage.

Thank you to **Gerry & Sherry** for the mountain of butter, delicious Coffee Chocolate Chip Cookies and aloe plants! Our Pizza Uber, **Alvin Cantrell**, was very kind to pick-up our dinner for Tuesday! To **Sue & Tom Jackson**, and many others who shopped in between for our forgotten items. To **Lee Pitchford**, for the pancake saving griddle, appreciated very much.

On Tuesday, **Tom** spent over an hour sharing many tips during our Tech Time. (See the article below with **Mark McCluski's** notes). On Wednesday, the women gathered for a "She-Nook Share," notes also included below. **Lee Pitchford** and **Greg Snedden** provided much technical assistance at coaches as well. With orphaned RVs the tech assistance shared by members is wonderful!

At the annual meeting on Tuesday after dinner, your Board members, who have served for the past year or more, all offered to donate their time for the coming year: **Rally VP, Mark McCluski; Membership VP, Gerry Rutter; Treasurer, Dottie Norris;** and the lady wearing many hats, **Secretary/Sunshine Secretary Pat Bosley** (who also handles club logo item orders!). Our Nominating Committee Chairman, **Charlie Breeding** volunteered for another year. Nominated, seconded and elected unanimously!

"**T**" **Burgess** has volunteered to relieve Nancy as editor of our Trailblazer. For 7 years Nancy has diligently published a fantastic, professional newsletter. Thank you so much! We'll look forward to coming issues as we transition to our new editor. Thanks to our member volunteers who are now part of the Nominating Committee for next year, **Cathy Rubin** and **Lee Pitchford**.

Thanks to **Charlie Breeding** for



coordinating the annual catered dinner, which was tasty barbecue pork and beef brisket with sides and salad. And as our unofficial official photographer Ed Cremens couldn't come, **Anthony Burt** and many others captured the rally so we have memories to share, including a creatively spaced group rally photo. Our special guest **Doug**, Nita's son, tended the outstanding campfire until the very end of the evening, left alone to do the job. Thank you!



OH...and a high five to that special gentleman, our coffee guy (**Russ Disbrow**) who over the years has started that coffee brewing in the early hours. He gets us up and going!

We've probably missed someone in our thanks, but each and every member makes our club successful. Looking forward to January!



NEW! CHINOOK ZOOMIES by Mark McCluski

During this stay-at-home time, the Chinookers started getting together on the online platform Zoom. It's been such a success that we voted at the annual meeting to pay the small fee for an annual membership, so that we didn't have to worry about running over the forty minute limit of the free version. It can also be used for board meetings, or other get-togethers.

We've been meeting every other week on Tuesdays at 5 pm. Plan about an hour to meet: if we're hot on a topic we can run over.

NEXT MEETING

You are invited to a scheduled Zoom meeting.

Topic: Chinook Zoomies

Time: Nov 3, 2020 05:00 PM Eastern Time (US and Canada)

Join Zoom Meeting

<https://us02web.zoom.us/j/85823143305...>

Meeting ID: 858 2314 3305

Passcode: Chinook



Need help trying to join? Email Mark McCluski mmcluski1@mac.com for info, or post to the Facebook group and you will get lots of help!

UPCOMING 2021 RALLIES by Mark McCluski

The club is putting rally plans together in the hope that the country will turn the corner and make travel a bit less scary. Here then is the what we know about the 2021 rally schedule:



Winter Rally

Jan 25-28, 2021

Flamingo Lake RV Resort

Jacksonville, FL

904-766-0672

30 sites being held; 2020 rate was \$66 - subject to increase - rates not set at this time



Spring Rally April 26-29, 2021

[Spring Lake RV Resort](#)

Crossville, TN

877-707-1414

Cut-off for reservations March 15.

This is a reschedule from 2020. People call this Good Sam park absolutely awesome. Your rally VP stayed there after a rally elsewhere in 2013 and its the real deal! Lakeside sites are gorgeous with a great view out the back door. (Sorry Glacier owners). Level patios with swings! What's not to like?



Summer Rally

June 7-10 2021

[Poncho's Pond](#)

5335 W. Wallace Lane

Ludington, MI 49431


888-308-6602

231-845-6655- Erica

Cut-off for reservations May 1, 2021

Another reschedule from 2020. The park is situated on 37 grassy acres. Located in the center of the park is a beautiful 3 acre a fully stocked pond. With an indoor pool and hot tub, paddle boats, video game room, basketball courts, horseshoe pits, shuffleboard courts, volleyball net and fitness center, Poncho's Pond RV Park has something for everyone. Explore and visit beautiful Ludington on Lake Michigan or catch the SS Badger car ferry to Manitowoc Wisconsin. You can take your Chinook on the ferry. **Take note: cash or check only.**

Poncho's Pond does not take credit cards.



Fall Annual Rally & Meeting

Oct 4-7, 2021

Strafford/Lake Winnepesaukee KOA

Strafford, NH

603-332-0405 ext. #2

Guest Service Mgr

Sites at the Fall 2021 Rally are bookable as of Wednesday 8/21/2020! Group members should call in and say they are with the Chinook Camping Club October 2021, give the reservations specialist the site type they want (RV or Cabin) and they can make their deposits. **The phone number is 603-332-0405 extension #2 for guest services.**

All rallies officially run from Monday thru Wednesday (depart Thursday morning). Feel free to come early and stay late as the mood takes you.

HELP WANTED: 2022 RALLY SITES are in the works. Do you know of a campground that would be just *great* for a rally? Let me know! You have no obligation to host unless you'd care to: I can look around for someone to do the job. We just want to have more excellent choices of where to hang out together. So don't keep it to yourself! Share! Contact Mark McCluski at mmcluski1@mac.com.

And hey, maybe you just have an idea of an *area* where it would be fun to go. Hershey PA for the fall RV show? Maine because, well, Maine!? These are just a couple of ideas that tickle *my* fancy for 2021. Haven't identified campgrounds yet, but I will (especially if people help me). I'm open to any and all suggestions.

RALLY HOSTS NEEDED: I promise you, this job is getting easier, and it never really was that tough. If I can do it you can too. There is *so* much help and support. It's particularly valuable when someone lives close to where we're camping, but I hosted Vermont from New Jersey once and hey, that one was pretty good. Please give hosting a thought. Applications currently being accepted! Email VP Mark for more info and to volunteer! mmcluski1@mac.com

COMING SOON--BRIEF SURVEY--WHAT RALLY LOCATIONS WOULD YOU LIKE TO REVISIT

From VP Rallies Mark McCluski:

Several members have been talking to me about some excellent campgrounds where we've already had rallies. Either they were there and really enjoyed them a bunch or they missed them and want to have their own chance to visit.

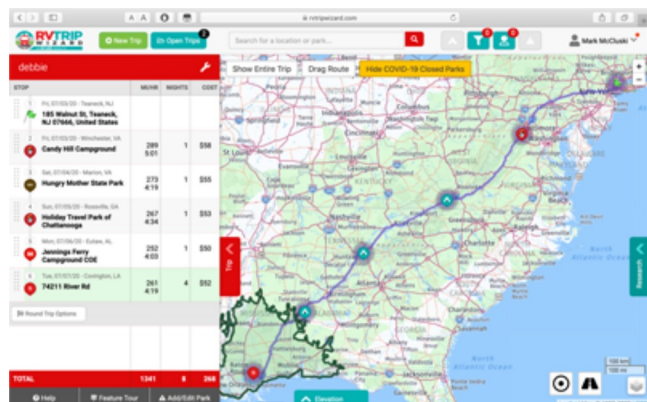


I'd be curious to survey and see what people think about going back to one or any of these four parks. In November we are going to send out a brief survey about locations, so keep an eye out for information in Eileen's Chinook Weekly emails. Some of the choices I'm thinking of (again, based on what I've heard from people) for April/May or Sept/Oct in 2022 are:

- Asheville East KOA
- Chincoteague KOA
- Misty Mountain
- Nashville North KOA
- Others?????

Watch for the survey in NOVEMBER!

RV TRIP WIZARD - IS THE EXPERIENCE WORTH THE COST?



By Mark McCluski

Having now taken a trip using RV Trip Wizard (and having sung its praises in the last newsletter), I think a follow-up article is called for. The executive summary is: I'm not keeping it. Reasons follow:

- 1) While working on my trip back from Misty Mountain my access to this web-based service was problematic. Internet was fine: I had access to other web sites, but RV Trip Wizard screens wouldn't load and I couldn't work the data. RV Trip Wizard says it is an asset to be web-based rather than app based, but turns out its not a plus after all. I ended up copying over my route into RV Parky and using that to get home.
- 2) The downloaded maps for an RV-Safe route do not port over to Google Maps or to Apple Maps: they are a separate animal that lived on my iPhone in the RV Life app. But those maps do not show up on my Apple CarPlay equipped radio. I spent good money for that radio and not having my navigation show up there was a big thumbs down. RV Life does let you export your destinations to Apple Maps or Google maps (and Google Maps lets me download maps), but without taking your RV's limitations into account.
- 3) While the campground information in RV Trip Wizard is slightly better than what RV Parky provides, it gives no information beyond basic address for other points of interest. RV Parky will show amenities, reviews, etc. It's user-provided, so the info and pics may be hit and miss, but its more than simple address info.
- 4) RV Trip Wizard costs \$39. Per year. Per YEAR. That would be a hefty one-time purchase, but for an annual expense like that I want the service to be pretty much perfect. RV Parky is now offered for free. Used to be a one-time fee, but now no fee, no ads. All Stays is a one-time charge of \$9.99

What will I miss about RV Trip Wizard when my membership lapses? It was useful to set driving targets either by time or distance to be traveled, but I can do that with another app when I need to. It was nice to be able to see campground affiliations and to be able to search for specific membership parks like Good Sam. AllStays will show me that information, though. It was nice to be able to drag a route go through or avoid certain areas, but its no harder to enter a landmark into RV Parky to do the same thing. (Actual, that dragging process was always very imprecise using a trackpad).

I don't mind a couple of extra steps if it saves me that fee and if I have the assurance of the information being available to me on an app in my hands and not in the cloud. Others may want to use it, but I've given it its shot. I'm done.

WHAT HAVE YOU BEEN UP TO?

DOTTIE NORRIS WITH ADVICE ON WINDOW COVERINGS

Ok, just finished reading Eileen's last Club update and she asked about window coverings. Don't know if you really want to know, but (for what it's worth) we still use the original day/night shades. I like the flexibility of being able to use one or both shades, especially when we want to have a little privacy or to block sun (i.e., heat) but still have light. I also put strips of those beige sticky pads (like used on table feet, etc.) along the back side of the horizontal metal strips on the shades. That eliminates all the noise from the shades hitting the metal window frames.

The knot on one of the little bobbin-like fasteners on one of our shades came undone last Fall and the string pulled back inside. I originally thought the string had broken and it was only when I got up the nerve to take apart the shade that I realized what had happened. Since the shade was already apart, I checked the string anyway and saw one place that was a tiny bit frayed. I also found tiny frayed places on the strings of the other shades. Since the shades are still in very good shape, I decided to bite the bullet and restring all three. Following a restringing diagram I found online, it was surprisingly very easy and took less than fifteen minutes for all of them.

I also made three panels from an "on sale" pair of blackout curtains. Sewed velcro along the tops and attached velcro on the back side of the valances. We can use the panels over the shades or by themselves and they allow

breezes to come in when the windows are open. They fold up small and are also very quick and easy to put up or take down.



NEW PAINT, NEW CLAMS, BREAKDOWNS

Nice photo of the new paint jobs on the **Breeding** and **Disbrow** Chinooks, Clam screen tents are getting popular with **Lee Pitchford's** and **Molly and Ben's**, and on the way home from the rally, **Gayle Wroble** had a rear axle mishap and harrowing tow to the repair center. Maybe she will write it up for the next

edition!



TIPS STRAIGHT FROM THE ORIGINAL CHINOOK MANUFACTURERS

Cleaning out some files, **Eileen Disbrow** found a file written up by the original manufacturers of our approaching vintage Chinooks. I've posted this to the website, here's the link. Makes for some interesting reading!

[Chinook Troubleshooting from TrailWagons](#)

CHINOOK OVER THE YEARS

We've been seeing a number of vintage Chinooks showing up on the I Love My Chinook RV Facebook group. Want to learn more fun info about the history of the company and the RVs? Head to this link-- <https://tincantourists.com/wiki/chinook/>



MEMBERSHIP REPORT as of October 25, 2020, we have:

80 Coaches and 15 Associate members.

New for 2020-2021 are:

Trudy & Roy White CCC 467
Maighread & Oliver Kelly CCC 468

I have learned that some members are having problems accessing the EZ Member Directory on Apple devices. Eileen has found that the Safari browser does not play well with Google scripts. However the "Google Chrome" browser can be downloaded and the script will run there.

Updated links to the club folder will be sent out at the end of the 2020-2021 renewal period, in February 2020
Gerry Rutter, VP Membership



DUES ARE DUE

Checks made out to "Chinook Camping Club" for \$35 per coach should be sent ASAP to:

Dottie Norris
57 Downes Road
Underhill, VT 05489

Questions about your dues? Email Dottie at sweetpeainvt@gmail.com

RALLY TECH NOTES AND SHE-NOOK SHARING

Tech Discussion Oct 2020 - Info from Tom Jackson
Notes by Mark McCluski

Ground Fault incidents

Ground fault receptacle is wired to all AC outlets in coach, including refrigerator and microwave. Original equipment is 15 amp. The electronics can go bad. Tom has been replacing with a 20 amp GFI. If the GFI will not reset, can replace.

Surge Protectors on shore power

The protector can go bad if it's caught enough high voltage surges. If the surge protector has been wiped out, future surges may wipe out the ground fault. Unplugging if a heavy storm coming is an option to be cautious. Tom says it's not recommended to leave coach plugged in always because of surges. Note that surge protectors are not repairable.



Wet cell batteries need an ounce of distilled water per cell every 30 days. Mineral content on regular water will deteriorate cells.

Transmission Maintenance

Change transmission oil every 15,000 miles. Check oil on transmission for color. Light pink is good. A brown color shows wear. Get the transmission oil flushed.

Wasp Nests

Wasps cause problems in refrigerators, air conditioners. Four screws can remove AC cowling, but do not break plastic fins on fan clearing out the nest. Take off refrigerator vent cover once a year to clear it out. Furnace vents can

be covered, but the double round covers don't allow enough air flow.

Mor-Ryde

Rubber needs changing after a period of time. Rubber will crack with age.

Batteries

Wet cell batteries life span is only two years. They say it;s three but it;s not. AGM batteries will last longer.

Carbon Monoxide and LP detectors

Deteriorate and must be changed every 5 years. Newest models tell you when it's time to change them. Can be replaced DIY.

Tires

Michelin no longer makes the tire we've been using. Goodyear has an excellent replacement. Other brands are mentioned in Chinook forums online. Metal valve stems recommended if you don't have them.

Generator

No multi-grade oil. Straight weight 30 or 40. Takes a quart and a half. Do not over fill: will overflow into air intake filter. Stir the oil with a screw driver before taking a trip. Generators will outlast the coach.

Q and A

Brakes overheating; Downshifting alleviates. When you're in the mountains turn off the overdrive. When you pull off the road after steep mountain driving, don't turn off engine right away.

Our Chinooks have commercial transmissions. They are meant to be downshifted. You can downshift at speed and transmission will not lower speed until it is ready to.

Magic Eraser: don't use it on a motor home! It is sandpaper!

Tom installs Koni Shocks from Holland, rated for our units' weight and size. These along with heavy duty sway bars can make ride more stable.

New this rally-- the She-Nook Sharing

At a recent mini rally, some of the female members had a round table to share Chinook and travel info, and the She-Nook sharing circle was born! Here are some of the topics and products covered at this rally's circle:

Insurance and Roadside Assistance: Covered experiences with Good Sam, AAA RV, Foremost Insurance

Wilderness communication: Discussed the [Delorme \(now Garmin\) satellite tracking](#), and other safety measures

Lucas gas treatment to keep your engine running efficiently

For knowledge about RV electricity look to Mike Sokol with the RV Electricity group at <https://rvelectricity.com/author/mikes/>.

Also discussed the Kill O Watt usage monitor <https://www.amazon.com/P3-P4400-Electricity-Usage-Monitor/dp/B00009MDBU>, surge protectors, and non-contact voltage testers.

Gayle Wroble also discussed her experience with the Soft Start RV air conditioning system. Read more here: <https://camperreport.com/softstartrv-questions/>

Other recommended items: the Zero G Water hose and the [No Rinse body wash and shampoo](#) for conserving water on the road.

And a last safety tip for women traveling alone—put out a pair of large men's boots by the door!



CUSTOMIZE YOUR CHINOOK KITCHEN

If any member does not have a Chinook embroidered kitchen towel, Cricket will be happy to make you one. If you mail her a post card with your return address and the color you would like "Chinook" placed on the kitchen towel she will make and send back to you. All towels are for the kitchen ring and are white. Mike also has DVDs that he can send to the rally hosts, or bring if they are attending a rally. Let them know: **Cynthia Jones and Mike Sloop**, PO Box 550, Mayo, SC 29368

SUNSHINE and SADNESS UPDATES

As this Covid pandemic continues, keep all those who have been affected in your thoughts and prayers. We don't know of any members who have experienced the virus, but many have family and friends who have been ill or passed away. The Chinook family cares about all of its members.

Quick recovery wishes sent to **Diane Cremens** for a recent procedure.

Please let **Pat Bosley** know if any one of our members is in the hospital, had surgery or illness or passed away so a card can be sent!

Contact **Pat Bosley** via Facebook or email bosleybarn@yahoo.com.

ORDER YOUR CHINOOK LOGO ITEMS

ORDER NOW! Last call for clothing orders! Email Pat at bosleybarn@yahoo.com if you want to order anything before our next rally.



Polo and T-shirts available in Men & Ladies sizes
Sweats and Vest are "unisex"



ITEMS AVAILABLE BY ORDER ONLY
Please contact Pat Bosley
bosleybarn@yahoo.com
to place an order



Zip Front Hooded Sweatshirt not shown but now available!

Pique polo shirt with collar – Mens (BG7500) or Ladies (BG6500); Colors available Royal, White
T-shirts – Mens (GL200) – Royal, White, Ash Grey; Ladies (GL200L) – Royal, White
Crew Neck Pullover Sweatshirts (GL120) – Royal, White or Ash Grey (Unisex sizing)
Zip Front Hooded Sweatshirt (GL186) – Royal, White, Ash Grey (Unisex sizing)
Fleece Vest (M985)– Royal – (Unisex sizing)
Ball Caps (KC8210S)– Royal – adjustable
Tote Bag (UC8861) – Royal

Our items are ordered through www.stitchamerica.com. To see

details about a certain item, enter the item number in the search field. We can purchase any item they carry, but have only two color options for our logo, Royal on light color items, White on dark color items. Any change in size of logo would require an additional set-up fee. Below are the prices as of November 2019 and are always subject to slight increases. Sizes over XL, such as 2XL are charged \$2 additional per size increase.

Polos - \$16.50

T-shirts - \$9.25

Crew Neck Sweatshirt - \$16.10

Hooded, Zip Front Sweatshirt - \$24.75

Fleece Vest - \$23.40

Ball Cap - \$10.40

Order clothing by emailing **Pat Bosley** at bosleybarn@yahoo.com subject: Chinook Order

Include: name and address, item number and size, preference for pickup at next rally or mailed for P.O. cost.

Payment may be cash/check with delivery at the rally.

ANY SUGGESTIONS?



At the rallies, we hope to have some time for discussions of club business and ideas, but since not everyone attends the rallies (if you haven't attended, we hope to see you soon!) we want to make sure you are sharing your ideas, opinions, comments, issues and kudos with us! Please make sure to send along your thoughts and ideas to ccc.eileen@gmail.com. The club is only as good as the members that contribute! Thanks for all you do!

CHINOOK CLUB COMMUNICATION

Many resources are available for Chinookers. Here are some to make sure you follow!

Chinook Facebook groups:

Chinook Camping Club (closed members only group, request membership) <https://www.facebook.com/groups/ChinookCampingClub/>

Search for the [I Love My Chinook RV](#) Facebook group as well, lots of good information on there from both east and west club members and non-members.

Web site: Chinook Camping Club <http://chinookrvclub.com/chinookeastclub.html>

Chinook Forums: these are a gold mine for those who work on their own rigs. The members on here can answer about any question you have.

Chinook RV Owners Yahoo group **THIS GROUP HAD TO MOVE OFF OF THE YAHOO FORUM, WHICH IS BEING DISCONTINUED. CONTACT DAVE SHEHANE FOR INSTRUCTIONS ON HOW TO JOIN. dave@shehane.net**

Chinook Forum <http://www.chinookrvforum.com/>

Photos from rallies: See the new information at the bottom of the newsletter.

Parts suppliers list: <http://chinookrvclub.com/images/PartsServiceListingsAPR2020.pdf>

Travel Blog Spot: set up by Sally Arnold to share information on campgrounds <http://chinooktravel.blogspot.com/>

Google drive for Chinook Club: contains many information documents and instructions. Contact Gerry Rutter for access.

RESOURCE: [CHECK THE WEBSITE FOR ADDITIONAL RESOURCES](#)

Includes the link to the parts listing, and additional online resources.



Do you have resources you consult for trips, maintenance and repair, general RV fun? Let us know! Send it to editor at cnbreeding52@gmail.com



RALLY PHOTOS

Gerry Rutter has kindly undertaken the task of posting the photos and newsletters to the Chinook Club's Google Drive. Other members have also posted photos from the rallies to the site.

Instructions for access:

go to this link:

<https://bit.ly/chinookdocs>

The index with the links is CHINOOK RALLY PHOTOS.

Open the file and hover over the link. A short link opens, click on it.

If you want to save a photo, right click and choose save photo.

President
Eileen Disbrow

VP, Membership
Gerry Rutter

VP, Rally
Mark McCluski

Nominating
Chair
Charles Breeding



YOU HAVE REACHED THE END OF THE NEWSLETTER.

Treasurer
Dottie Norris

Secretary & Sunshine & Clothing
Pat Bosley

Newsletter Editor, Website Coordinator
Nancy Breeding

Thank you to the Webmaster for both
CRVC and CCC,
Dave Shehane,
for his time and talent